

KUSTOM KIT®



DRESSING
YOUR
BUSINESS

2023

**BUY
LESS
BUY
BETTER
BUY
KUSTOM KIT**

KUSTOM KIT®

DRESSING YOUR BUSINESS

Welcome to our 2023 *Dressing Your Business* look book, a carefully picked selection of some of our favourite styles from the latest Kustom Kit range.

There's never been a more diverse choice of options available to buyers of team uniform and the rise in hybrid working together with a shift towards casual styling has made the selection process increasingly challenging in recent years.

Good uniform should not only create recognition for your organisation but also offer a perfect blend of style, comfort and performance.

Of course, durability is another key factor in the selection process and you can be assured that all Kustom Kit clothing is made to last. In fact, this principle forms the basis of our sustainability strategy.

We believe that well-made, ethically sourced garments are the most important interventions we can make to slow down material flow and reduce overconsumption, while also addressing environmental changes. That's why our designers consider all aspects of garment construction to ensure that greater longevity and exceptional value are inherent in all of our styles.

We hope that you'll find some inspiration over the following pages for dressing your business in 2023!

- White
 - Canary*
 - Lime
 - Apple Green
 - Kelly Green*
 - Bottle Green*
 - Pink
 - Burnt Orange*
 - Red
 - Raspberry
 - Magenta
 - Burgundy*
 - Purple
 - Dark Purple
 - Light Blue
 - Light Heather Blue*
 - Mid Blue*
 - Royal
 - Turquoise
 - Jade
 - Navy
 - Heather Grey
 - Charcoal
 - Graphite
 - Chocolate*
 - Black
- *KK403 only

KK403 Men's
KK703 Women's

THE KLASSIC POLO

**SUPER
WASH
60°**

The original Kustom Kit polo. Offering the widest choice of colours and sizes, our Klassic Polo is renowned for its superior quality and Superwash® 60 performance.



SIZES: KK403 XS - 6XL 4XL & 5XL in white, red, lime, turquoise, graphite, bottle green, royal & charcoal only. 6XL in black & navy only. All other colours XS - 3XL. **KK703 6 - 24** 24 in black, turquoise, navy & raspberry only. All other colours 6 - 22. See page 45 for full size spec and European sizing. **FABRIC:** 65% polyester 35% cotton pique. **WEIGHT:** 185gsm. **FEATURES:** 1x1 flat knit collar and cuffs. Taped back neck. Three button placket with slanted top. Taped shoulder seams. Half moon yoke. Side vents. Spare button. Please note: Superwash 60°C wash can only be guaranteed on non-decorated garments.

CLASSIC
FIT

TUMBLE
DRY



KK413 Men's



KK213 Women's

SIZES:
 KK413 XXS - 2XL
 KK213 6 - 16. See page 45 for full size spec and European sizing.

FABRIC:
 65% polyester 35% cotton pique.

WEIGHT:
 185gsm.

FEATURES:
 1x1 rib flat knit collar and cuffs. Taped back neck. Narrow three button slanted top placket. Taped shoulder seams. Side vents. Spare button.

Please note: Superwash 60°C wash can only be guaranteed on non-decorated garments.

- White
- Graphite NEW FOR KK213
- Black
- Navy

SLIM FIT TUMBLE DRY TEAR OUT LABEL

SUPER WASH 60°

KLASSIC SLIM FIT POLO

KK475

TRACK POLO



Ideal for workwear, events and activewear with a strong choice of colour ways to match your corporate ID.

SIZES: XXS - 3XL XXS & XS in black/gold, black/orange, black/red, black/grey, black/royal, black/lime & navy/light blue only. See page 45 for full size spec and European sizing. **FABRIC:** 65% polyester 35% cotton pique. **WEIGHT:** 200gsm. **FEATURES:** 1x1 rib flat knit collar. Contrast taped back neck. Contrast side seams and underarms with white piping detail. Open sleeves. Taped shoulder seams. Half moon yoke. Three button slanted placket. Contrast side vents. Spare button.


CLASSIC FIT
TEAR OUT LABEL



SUPER WASH 60°

CLASSIC FIT
TUMBLE DRY

SIZES: XS - 5XL. 4XL & 5XL in black, navy & white only. See page 45 for full size spec and European sizing. **FABRIC:** 65% polyester 35% cotton pique. **WEIGHT:** 180gsm. **FEATURES:** 1x1 rib flat knit collar and cuffs. Taped back neck. Slanted placket top. Three horn effect buttons. Taped shoulder seams. Spare button. **Please note:** Superwash 60°C wash can only be guaranteed on non-decorated garments.



WORKWEAR POLO

KK400

- White
- Dark Grey Marl
- Charcoal*
- Black
- Turquoise*
- Royal
- Navy
- Lime*
- Bottle*
- Red*

*KK422 only

Made from 50/50 cotton/polyester this breathable fabric offers maximum comfort and superior wash performance.

REGULAR
FIT

STICKER
LABEL

SIZES: KK422 XS - 5XL KK722 8 - 20. See page 45 for full size spec and European sizing.
FABRIC: 50% cotton 50% polyester pique. **WEIGHT:** 200gsm. **FEATURES:** 1x1 rib knit collar. Two button placket. Straight top placket. Self fabric taped back neck. Twin needle hem and cuff.

KK422 Men's **KK722 Women's**



WORKFORCE POLO

ST.MELLION POLO

KK606 Men's KK706 Women's

The use of contrast tipping and a contrast inner placket sets this 100% cotton polo apart from the rest.



-  White/Bright Red
-  White/Navy
-  Navy/White
-  Navy/Light Blue
-  Navy/Sun Yellow
-  Black/White*
-  Black/Yellow*
-  Black/Lime*
-  Black/Bright Red*

*KK606 only

CLASSIC
FIT

100%
COTTON

SIZES: KK606 XS - 2XL KK706 8 - 20. See page 45 for full size spec and European sizing. **FABRIC:** 100% combed cotton pique. **WEIGHT:** 210gsm. **FEATURES:** 1x1 rib flat knit collar and cuff with contrast stripe. Three button slanted top placket. Contrast inner placket. Taped shoulder seams. Contrast taped back neck and side vents. Spare button. KK606 - Horn effect buttons. KK706 - Pearl effect buttons.

COOLTEX® PLUS

Our Cooltex® Plus fabric is knitted from multi-channel fibres that speed moisture to the outer surface, maximising evaporative and cooling performance.

This high tech fabric allows the body to regulate its core temperature to keep the wearer cool and comfortable whatever the activity.



SIZES: XS - 3XL See page 45 for full size spec and European sizing. **FABRIC:** 100% Cooltex® Plus polyester micro mesh. **WEIGHT:** 140gsm. **FEATURES:** 1x1 rib knit collar. Three button straight top placket. Self fabric taped back neck. Double stitched armholes. Twin needle hem and cuff.

KK455 COOLTEX® PLUS MICRO MESH POLO



SIZES: XS - 4XL 4XL in black graphite, navy & white only. See page 45 for full size spec and European sizing. **FABRIC:** 100% Cooltex® Plus polyester micro mesh. **WEIGHT:** 140gsm. **FEATURES:** 1x1 rib crew neck. Self fabric back neck and shoulder tape. Top stitched front neck trim. Twin needle hem and cuff.



KK555 COOLTEX® PLUS MICRO MESH TEE



NEW



SIZES: XS - 3XL See page 45 for full size spec and European sizing. **FABRIC:** 65% polyester 35% cotton pique. **WEIGHT:** 185gsm. **FEATURES:** 1x1 ribbed crew neck. Double stitched shoulders and armholes. Self fabric back neck tape Taped shoulder seams. Turned up cuffs with twin needle stitching Twin needle hem. **Please note:** Superwash 60°C wash can only be guaranteed on non-decorated garments.

REGULAR FIT
TEAR OUT LABEL

SUPER WASH 60°



- White
- Charcoal
- Graphite
- Navy
- Black

KK530

SUPERWASH® 60 PIQUE TEE

Easy care and super durable our KK530 is optimised for both print and embroidered logos. Constructed from the same proven anti snag, pil resistant fabric as our best selling KK403 polo.

KK504 Men's KK754 Women's

FASHION FIT TEE

These Superwash 60° t-shirts are crafted from a combination of polyester and ring spun cotton to provide maximum comfort and longevity.

- | | | |
|------------------|---|--|
| White |  | SIZES: KK504 XS - 4XL
4XL in black white & navy only |
| Light Grey Marl* |  | KK754 8 - 18. See page 45 for full size spec and European sizing. |
| Dark Grey Marl |  | FABRIC: 65% polyester 35% cotton (black melange 50% polyester 50% cotton). |
| Black Melange* |  | WEIGHT: 160gsm. |
| Black |  | FEATURES: 1x1 ribbed crew neck. Self fabric back neck and shoulder tape. Twin needle hem and cuffs. |
| Turquoise Marl* |  | Please note: Superwash 60°C wash can only be guaranteed on non-decorated garments. |
| Royal* |  | |
| Navy |  | |
| Red* |  | |
| Khaki* |  | |

*KK504 only



SUPER
WASH
60°





SUPER WASH 60°

- Dark Grey Marl
- Navy
- Black

- FASHION FIT
- TEAR OUT LABEL
- TUMBLE DRY

SIZES: XS - 3XL See page 201 for full size spec and European sizing.
FABRIC: 65% polyester 35% cotton. **WEIGHT:** 160gsm. **FEATURES:** 1x1 rib neck. Self fabric back neck and shoulder tape. Top stitched front neck trim. See page 206 for garment accreditations.
 Please note: Superwash 60°C wash can only be guaranteed on non-decorated garments.

KK510
**FASHION
 FIT
 LONG
 SLEEVE
 TEE**



CLASSIC FIT 100% COTTON

KK500
HUNKY® TEE

- White
- Light Sand
- Heather Grey
- Navy
- Black

SIZES: S - 6XL 4XL, 5XL & 6XL in black, navy & white only See page 41 for full size spec and European sizing. **FABRIC:** 100% combed cotton single jersey. (heather grey - 90% cotton 10% viscose) **WEIGHT:** 180gsm. **FEATURES:** Superior printing surface. Taped reinforced shoulder seams. 1x1 rib neck. Taped back neck.



KK302 SWEATSHIRT

REGULAR FIT
TEAR OUT LABEL
TUMBLE DRY

SUPER WASH 60°

SIZES:

XS - 4XL.
See page 45 for full size spec and European sizing.

FABRIC:

65% polyester 35% cotton brushed back jersey.

WEIGHT:

280gsm.

FEATURES:

Self coloured tape to back neck. Self fabric double layered cuff and welt. Tear out back neck label.

Please note: Superwash 60°C wash can only be guaranteed on non-decorated garments.

- Dark Grey Marl
- Navy
- Black



KK303 ZIPPED HOODIE

SUPER WASH 60°

REGULAR FIT

TEAR OUT LABEL

TUMBLE DRY

- Navy
- Dark Grey Marl
- Black

SIZES:

XS - 3XL.
See page 45 for full size spec and European sizing.

FABRIC:

65% polyester 35% cotton brushed back jersey.

WEIGHT:

280gsm.

FEATURES:

Full front zip. Self fabric lined hood. Self fabric double layered cuff and welt. Flatlock seaming detail. Brushed silver metal hardware. Flat tape cord through hood, channel finished with metal eyelets. Double pocket to centre front. Taped shoulder. Please note: Superwash 60°C wash can only be guaranteed on non-decorated garments.



- REGULAR FIT
- TEAR OUT LABEL
- 100% COTTON FACE



Constructed from 80% cotton and 20% polyester, this regular fit over-the-head hoodie combines comfort with style thanks to a central kangaroo front pocket and flat lace drawcords. A tear out label allows for easy rebranding and the cotton face provides the perfect print surface.

- White
- Heather Grey
- Graphite
- Dark Grey
- Navy
- Bottle
- Burgundy
- Black

SIZES: XXS - 4XL (4XL black, dark grey and navy only) See page 45 for full size spec and European sizing. **FABRIC:** 80% cotton 20% polyester brushed back Jersey. **WEIGHT:** 280gsm. **FEATURES:** Self colour jersey lined hood. Jersey binding to back neck. Taped shoulders. Self fabric full needle rib double layered cuff and welt. Flat lace drawcord running through hood. Central kangaroo pocket with double stitching. Raised hood for enhanced print area.

KK333 HOODIE



SIZES:
XS - 2XL
See page 45 for full size spec and European sizing.

FABRIC:
80% cotton 20% polyester brushed back Jersey.

WEIGHT:
280gsm.

FEATURES:
Self fabric full needle rib double layered cuff and welt. Doubled layered collar. Binding to back neck. Taped shoulders. Double stitched shoulders and armholes. Brushed silver coloured metal zip and puller. Double stitched welted side pockets with self fabric pocket bags. Taped zip reverse.

- Navy
- Dark Grey
- Black

- REGULAR FIT
- TEAR OUT LABEL
- 100% COTTON FACE

KK334

ZIPPED SWEATSHIRT

KK335

- Dark Grey
- Navy
- Black

SIZES:
XS - 2XL
See page 45 for full size spec and European sizing.

FABRIC:
80% cotton 20% polyester brushed back Jersey.

WEIGHT:
280gsm.

FEATURES:
Cadet collar. Covered zip for enhanced printability. Full needle ribbed welt and cuff. Self colour woven tape to inside neck and back of zip. Double layered collar.

- REGULAR FIT
- TEAR OUT LABEL
- 100% COTTON FACE

MODERN LAYERING MADE EASY!



1/4 ZIP SWEATSHIRT



SIZES: XS - 3XL
 See page 45 for full size spec and European sizing.
FABRIC: 64% polyester 34% cotton 2% elastane pique.
WEIGHT: 185gsm.
FEATURES: Matching fused stand up button down collar. Matching fused cuffs with 2 buttons and pointed cuff placket. Interlined 7 button placket. Double stitched armholes and side seams. Twin needle straight back yoke. Spare buttons.

- White
- Light Heather Blue
- Navy
- Black



We've taken the tried and trusted fabric from our bestselling Superwash® 60 polo and combined it with everything we know from our 25 years experience of manufacturing quality shirting.

Introducing our new Pique Shirt. A fusion of smart shirt detailing with the comfort and performance of a polo.



KK143

SUPERWASH® 60 PIQUE SHIRT





LONG SLEEVE KK105 Men's · KK702 Women's
SHORT SLEEVE KK109 Men's · KK701 Women's

PREMIUM OXFORD SHIRT

KK105
 KK109

CLASSIC
 FIT

KK701
 KK702

TAILORED
 FIT

EASY
 IRON

These Premium Oxford Shirts are staple garments within our corporate collection. Their timeless design offers a smart and consistent style across the team.

SIZES: KK105 & KK109 13.5 - 23" collar 13.5 & 14" available in white and light blue only. All other colours available to order. KK701 & KK702 6 - 28 6 available in black, white and light blue only. All other colours available to order. See page 45 for full size spec and European sizing.
FABRIC: 85% mercerised cotton 15% polyester pinpoint Oxford.
WEIGHT: 125gsm. **FEATURES:** KK105 & KK109 - Button down, fused stand up collar. Centre back pleat. Rounded hem. Chest pocket. Spare buttons. KK105 only - Buttoned cuff placket. One button adjustable cuff with cufflink option. KK701 & KK702 - Regular fused stand up collar. Rounded hem. Spare buttons. KK701 only - Princess seaming to front and back. Three button cuff. KK702 only - Darts to front and back.

- White
- Silver Grey
- Charcoal
- Light Blue
- Mid Blue*
- Royal
- Midnight Navy
- Bottle Green
- Red
- Black

*KK109 only

KK701 available in : Charcoal, Midnight Navy, Red, Black, Light Blue, Royal, Silver Grey and White

KK702 available in: Black, Light Blue, Royal, Silver Grey and White



WORKWEAR OXFORD SHIRT



SHORT SLEEVE
KK350 Men's
KK360 Women's

LONG SLEEVE
KK351 Men's
KK361 Women's

Comfortable yet hard wearing cotton rich Oxford Shirts. Highly functional features include easy iron properties and the ability to be washed at 50°C.

SIZES:

KK350 & KK351 13.5 - 23" collar

13.5 & 14" available in white and light blue only.

All other colours available to order.

KK360 & KK361 6 - 28 6 available in white and light blue only. All other colours available to order.

See page 45 for full size spec and European sizing.

FABRIC:

70% mercerised cotton 30% polyester Oxford.

WEIGHT:

135gsm.

FEATURES:

KK350 & KK351 - Fused stand up collar. Rounded hem. Button down collar. Chest pocket. Two pleats at back. Spare buttons. KK351 only - Buttoned cuff placket. One button adjustable cuff.

KK360 & KK361 - Regular collar. Two darts to front and back. Two button cuff. KK361 only - Two button cuff.

- White
- Light Blue
- Italian Blue*
- French Navy
- Black

*KK350 & KK360 only

KK350
KK351

CLASSIC
FIT

KK360
KK361

TAILORED
FIT

EASY
IRON

50°
WASH



POPLIN SHIRT

SIZES:
 KK141 KK142 13.5 - 23" collar
 13.5 & 14" available in white and black only. All other colours available to order.
 KK241 KK242 6 - 28
 See page 45 for full size spec and European sizing.

FABRIC:
 65% polyester 35% cotton poplin.

WEIGHT:
 105gsm.

FEATURES:
 Fused semi cutaway collar. Rounded hem. Spare button.
 Front and back darts (KK241, KK242). Adjustable two button cuff with pointed no button cuff placket. (KK142, KK242). Option for cufflinks (KK142). Chest pocket (KK141, KK142).

White 
 Graphite 
 Black 
 Light Blue 
 Dark Navy 



SHORT SLEEVE KK141 Men's · KK241 Women's



LONG SLEEVE KK142 Men's · KK242 Women's



KK182 Men's KK782 Women's



The perfect shirt for comfort, movement and flexibility

SIZES:

KK182 13.5 - 18.5" collar

KK782 6 - 20

See page 45 for full size spec and European sizing.

FABRIC:

58% cotton 39% polyester 3% Lycra.

WEIGHT:

143gsm.

FEATURES:

KK182 Fused stand up button down collar. Two darts at back. Rounded hem. Back yoke. Two button cuff with buttoned cuff placket. Spare buttons. KK782 Fused stand up collar. Two darts at back. Two bust darts to the front. Rounded hem. Back yoke. Adjustable cuff with buttoned cuff placket. Spare button.

KK182



KK782



Light Blue

Black

STRETCH OXFORD SHIRT

KK770

MANDARIN COLLAR CORPORATE TOP



SIZES:
8/10 - 20/22 See page 45 for full size spec and European sizing.
FABRIC:
95% cotton
5% elastane.
WEIGHT:
200gsm.
FEATURES:
V neck mandarin neck. Elastane fabric for enhanced fit. Shaped side seams. Straight hem.

White
Black

REGULAR FIT STRETCH

NEW

Elegant, versatile and modern. We've expanded our corporate top offer to include a 3/4 sleeve option that's perfect for every season.



KK785 3/4 SLEEVE CORPORATE TOP

White
Black

SIZES:
8/10 - 20/22 See page 45 for full size spec and European sizing.
FABRIC:
95% cotton 5% elastane.
WEIGHT:
200gsm.
FEATURES:
Stand up mandarin collar. Self fabric fused facing around V front neck. Self fabric taped shoulder seams. Twin needle hem and cuffs.

REGULAR FIT STRETCH

ARUNDEL



SWEATER



KK352 Men's KK353 Women's

Combining a versatile fine gauge knit with smart durability.

SIZES:

KK352 XXS - 3XL

KK353 6 - 20

See page 45 for full size spec and European sizing.

FABRIC:

50% cotton 50% acrylic.

WEIGHT:

12 gauge.

FEATURES:

Tubular linked mitred V neck. 1x1 rib cuffs and welt. Fully fashioned armholes and sleevehead.

 Graphite*

 Navy

 Black

*KK352 only

REGULAR
FIT



REGULAR FIT

WATER REPELLENT

KK954M

SOFT SHELL JACKET

SIZES: KK954M S - 3XL See page 45 for full size spec and European sizing.

FABRIC: 96% polyester 4% spandex bonded with 100% polyester micro fleece. **WEIGHT:** 320gsm.

FEATURES: Full front zip. Zipped chest pocket. Two zipped side pockets. Self fabric feature panelling. Hanging loop attached to back neck. Straight front hem, curved dropped back hem with elasticated draw cord and toggles. Mesh lined front panels with zipped access for decoration.



Navy Black

REGULAR FIT

TEAR OUT LABEL



KK902

MICRO FLEECE

Navy 

Black 

SIZES:

XS - 3XL See page 45 for full size spec and European sizing.

FABRIC:

100% anti pil micro fleece polyester.

WEIGHT:

220gsm.

FEATURES:

Anti pil fabric. Binding to back neck. Taped shoulders. Two zipped side pockets with self fabric pocket bags. Self colour metal zips to centre and side pockets. Double layered collar.

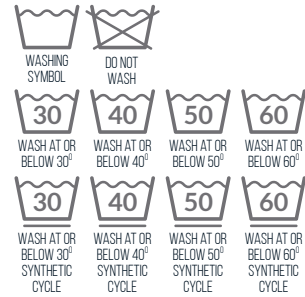
Cover seam detail to shoulder and collar. Cover seam detailing to front panel. Twin needle cuff and welt.



GARMENT CARE

Ever wondered what the little symbols on care labels mean? Here's a helpful guide on all you need to know about taking care of your Kustom Kit garments which can lead to a longer life for your clothes. So how can you make your clothes last longer without being ruined in the laundry? We've created a guide to help you identify the care symbols and understand what they mean including some conscious tips on how you can preserve the look of your garment for even longer whilst reducing the impact on the environment.

WASHING SYMBOL



The washing symbol is generally illustrated as a tub filled with water. If the garment is machine washable, it simply tells you the recommended washing temperature and the correct washing cycle. When you see one line drawn underneath the tub, it means that your garment should be washed on a synthetic cycle which offers a medium agitation wash along with a low-speed spin cycle that's best for your synthetic fibres. It's essential to wash at the correct temperature as this will protect the fabric and keep your

clothes looking newer for longer along with the following tips:

- Close all zips, undo buttons, and flatten out collars and cuffs.
- Check pockets and linings or loose or sharp objects.
- Don't overload the washing machine.
- Turn your garments inside out to avoid abrasion from other garments.

- Check garments regularly for marks or stains and remove as soon as possible (see stain removal section for some helpful advice).
- Conscious tip:** Even though the labels illustrate the safe washing temperature for your garment, you can wash at a lower temperature to put less stress on the material of your garment as well as helping the environment. Most modern detergents perform just as well on a lower temperature.

BLEACH SYMBOL



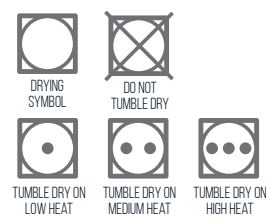
Before attempting to improve your whites, please consult the care label because some garments might not be able to handle bleach agents. The bleach symbol is illustrated by a triangle. If you see an empty triangle then bleach is allowed, when necessary. Diagonal lines refer to the use of non-chlorine bleach

and the crossed out triangle indicates that you shouldn't use bleach at all.

Conscious tip: Chlorine based bleach is great at removing stains, but it's also heavy on the environment. There are friendlier alternatives that can be used to whiten and brighten clothes. Natural solutions such as

baking soda, white vinegar, or even lemons can help remove stains. Always test a removal method on a hidden patch of your garment.

DRYING SYMBOL




The above symbols will help you establish the correct drying method. Essentially, the more dots the higher the permitted temperature. The crossed out drying symbol simply means avoid tumble drying and their damaging effects on certain materials. When tumble drying is not advised see the following recommendations:

- Reshape whilst damp, by gathering the hem in one hand, holding the shoulders in the other and pulling back into shape.
- When line drying knitted garments, always fold over the line and position pegs at the underarm.
- When line drying trousers or skirts, always hang from the waist.
- Do not leave clothes exposed to the sun after they have dried.
- Avoid drying garments on radiators or in intense heat as this could distort the shape.
- Drying garments by hanging on coat hangers minimises creasing and speeds up the drying time.

Conscious tip: Tumble dryers require a lot of energy, cause stress on the fibres and can distort the shape of your garment. Air drying is much more sustainable and will prolong your wardrobe.

IRON SYMBOL




Irreparable damage can easily happen if the recommended heat setting is not adhered to, especially for delicate fabrics. The ironing symbol is illustrated as an iron with dots which indicates the temperature setting. Again the more dots the higher the temperature.

- Do not iron directly onto a printed garment, always iron on the reverse.
- When ironing dark garments avoid 'iron shine' by either pressing on the inside of the fabric or through a damp cloth.

Conscious tip: As ironing can cause stress to your garments, a good alternative is to simply hang your clothes in the bathroom while you're having a hot shower as the steam should smooth out the wrinkles. Hanging your garments to air dry will also minimise and reduce creases and wrinkles.

DRY CLEAN SYMBOLS



A circle indicates if your garment is suitable for dry cleaning, while the letters instruct on the required solvent to use.

Conscious tip: Dry cleaning is a highly chemical intense process. A simple alternative is to hand wash delicate fabrics using mild soap and lukewarm water.

COMMON WASH PROBLEMS

Shrinkage: The major contributing factors to shrinkage are heat and excessive agitation. Therefore, do not wash at too high temperatures. Always wash on the most appropriate cycle and follow the care instructions.

Pilling & Bobbling: Abrasion and lack of regular washing cause fibre balls to appear on the surface of the fabric. Remove carefully by brushing or picking off.

Fading in the Sunlight: Sunlight can be very harmful to fabrics and the effects are irreversible. Reduce exposure to direct sunlight wherever possible.

Colour Staining: Always wash similar colours together. Never leave damp garments together for any length of time

STAIN REMOVAL

Most stains can be rectified by fast action, basic household items and these helpful tips.

White Wine: Rinse the stain in warm water then soak in a warm detergent solution.

Red Wine: First soak the stained area immediately in white wine or soda water to remove the colour, then launder as per the care label.

Beer & Spirits: Firstly, rinse or soak the stain in lukewarm water and then launder in heavy duty detergent as per the care label.

Coffee & Tea: Soak up liquid with an absorbent cloth and sponge with warm water. Rinse with cold water and wash as per the care label.

Food: Soak the stain in cold water and salt or in warm soapy water and then wash immediately as per the care label.

Fat, Grease & Oils: Remove as much of the deposit as possible and work in neat washing up liquid with fingers. Treat with warm water and then wash immediately as per the care label.

Ball Point Pen: Apply methylated spirit or glycerine sparingly and mop up any loose colour. Rub any remaining stain with detergent and wash as per the care label.

Make-up: Do not rub the stain. Pat with talcum powder

to soak up any grease and then work in neat washing up liquid with fingers before washing.

- Extra tips and advice**
- Most stains can be removed by soaking in cold water, but as with all stains, prompt attention is important.
 - Do not use hot water to rinse the stain as this may cause it to set.
 - Place the stain over an absorbent cloth or wad of kitchen paper. To avoid the dreaded ring, first target the area around the stain and then work towards the centre.
 - Always test the removal method on a hidden part of the garment first to ensure that it does not harm the fabric.

MEASURING GUIDE

MEN'S UK

To fit	XXS	XS	-	S	-	M	-	L	-	XL	-	2XL	-	3XL	4XL	5XL	6XL	7XL
Collar inches	-	-	14	14.5	15	15.5	16	16.5	17	17.5	18	18.5	19	19.5	20	21	22	23
Collar cms	-	-	36	37	38	39-40	41	42	43	44	45-46	47	48	49-50	51	53-54	56	58-59
Chest inches	28-30	32-34	35	36-38	39	40	41	42	43	44	45	46-48	49	50-52	54-56	58-60	62-64	66-68

Shorts & Pants

	XXS	XS	-	S	-	M	-	L	-	XL	-	2XL	-	3XL	4XL	5XL	6XL	7XL
Waist inches	23-25	26-28	-	29-31	-	32-34	-	35-36	-	37-38	-	39-40	-	-	-	-	-	-
Waist cms	58-63	66-71	-	74-79	-	81-86	-	89-91	-	94-96	-	99-101	-	-	-	-	-	-

MEN'S EUROPEAN

To fit	XXS	XS	-	S	-	M	-	L	-	XL	-	2XL	-	3XL	4XL	5XL	6XL	7XL
Collar inches	-	-	14	14.5	15	15.5	16	16.5	17	17.5	18	18.5	19	19.5	20	21	22	23
Collar cms	-	-	36	37	38	39-40	41	42	43	44	45-46	47	48	49-50	51	53-54	56	58-59
Chest inches	28-30	32-34	35	36-38	39	40	41	42	43	44	45	46-48	49	50-52	54-56	58-60	62-64	66-68
Chest cms	71-76	81-86	89	92-97	99	102	104	107	109	112	114	117-122	124	127-132	137-142	147-152	157-162	168-173
European	38-40	42-44	-	46-48	49	50	51	52	53	54	55	56-58	59	60-62	64-66	68-70	72-74	76-78
Waist inches	23-25	26-28	-	29-31	-	32-34	-	35-36	-	37-38	-	39-40	-	-	-	-	-	-
Waist cms	58-63	66-71	-	74-79	-	81-86	-	89-91	-	94-96	-	99-101	-	-	-	-	-	-

Collar - Measure around the base of the neck whilst keeping one finger between the tape and the neck.

Chest - Measure around the fullest part of your chest keeping the tape under the upper arms and around the shoulder blades.

WOMEN'S UK

To fit	6	8	10	12	14	16	18	20	22	24	26	28
UK	XXS	XS	S	M	L	XL	2XL	3XL	4XL	5XL	6XL	7XL
Bust inches	28	30	32	34	36	38	40	42	44	46	48	50
Bust cms	71	76	81	86	91	96	102	107	112	117	122	127
Waist inches	21	23	25	27	29	31	33	-	-	-	-	-
Waist cms	54	59	64	69	74	79	84	-	-	-	-	-

WOMEN'S EUROPEAN

To fit	XXS	XS	S	M	L	XL	2XL	3XL	4XL	5XL	6XL	7XL
Europe	32	34	36	38	40	42	44	46	48	50	52	54
France/Spain	34	36	38	40	42	44	46	48	50	52	54	56
Italy	38	40	42	44	46	48	50	52	54	56	58	60
Bust inches	28	30	32	34	36	38	40	42	44	46	48	50
Bust cms	71	76	81	86	91	96	102	107	112	117	122	127

PRODUCT SPECIFICATION SHEETS

Due to the variety of different fits across the Kustom Kit range, we encourage our customers to examine individual product specification sheets in order to establish precise measurements for each garment. These sheets are available to download from the respective product pages at www.kustomkit.com and provide a comprehensive overview of measurements including actual chest, length and sleeve length along with a product description, ethical accreditation and care instructions.

HOW WE MEASURE UP

PROVIDING UNIFORMITY WHILST CATERING FOR THE INDIVIDUAL

We understand that everybody is different, which is why we provide such a diverse range of fits and sizes across our collections to ensure that the whole team look and feel great. Here's our guide explaining the various fits we offer to help you select your perfect Kustom Kit garment.

GENERAL FIT INFORMATION

Our non-shirting styles comprise of the following cross-section of fits as denoted on the individual product pages...



CLASSIC FIT

A traditional forgiving silhouette allowing ease of movement.



REGULAR FIT

True to size. A neater more contemporary fit without being restrictive.



SLIM FIT

Close fitting throughout the body and sleeve.



FASHION FIT

Body skimming fashion led styling.

SHIRT FIT INFORMATION

Our corporate shirt collection is one of the most diverse in the market. We've created a range that empowers teams to feel smart in any business environment whilst catering for individual preferences. In order to achieve this we've continually developed our choice of fits to provide enhanced wearer satisfaction. The following guide will help you understand the design of each fit in order to help you find your ideal shirt.

WHAT'S MY SIZE?

To decide on the best fit for you, it's important to know your measurements. Firstly measure your chest around the fullest part and refer to our measuring guide. Next measure your collar, around the base of your neck whilst keeping your index finger between the tape and your neck, again refer to the measuring guide. The measuring guide is in actual body measurements not garment measurements, so if your chest measures 43"/109cms and your collar measures 17"/43cms we recommend that you take a 17" collar Kustom Kit shirt.

WHAT IF I'M IN-BETWEEN SIZES?

This will depend on how you like to wear your shirts. Classic shirts are cut more generously so will be more forgiving if you size down. Slim fit shirts however are neatly cut so we would recommend sizing up if you are between sizes.

MY COLLAR SIZE IS DIFFERENT TO MY CHEST SIZE

If you intend to wear a tie we recommend buying to your collar size measurement to ensure a neat and comfortable fit. Choose a classic fit if you use your collar size and a slim fit if you use your chest size. If you intend to wear the top button open then you should fit your shirt to your chest rather than your collar measurement.

STILL UNSURE?

Kustom Kit can provide size charts for all garments upon request and our Customer Services team will be happy to answer any queries that you may have.

WHAT'S MY FIT?

We offer three different shirt fits



A traditional silhouette featuring straight side seams and a more generous fit across the chest, waist and sleeves. Cut with a long shirt tail that stays tucked in and wide armholes for ease of movement. Our classic shirts will have either side pleats or a central pleat to the back yoke for a non restrictive and comfortable fit. As a guide based on a 17" collar shirt the actual chest measurement will be 16cms larger than your actual chest and 32cms larger than your actual waist. Sounds a lot? Not really when you consider these measurements in a three dimensional context.

CLASSIC FIT



Our tailored fit shirts are just that! Tailored throughout the body and sleeve for a closer fit that is both smart and contemporary. We taper the waist to ensure a clean silhouette while retaining an unrestricting garment shape. As a guide based on a 17" collar shirt the garment chest measurement will be 12cms larger than your actual chest and 22cms larger than your actual waist.

TAILORED FIT



Our closest fitting shirt is tailored through the body and sleeve. For a sleek appearance we taper the waist and add darts to the back. We keep the cut narrow at the shoulder and lift the armhole to enhance the modern slim silhouette. The result is a surprisingly flattering wearable garment that suits all. As a guide based on a 17" collar shirt the garment chest measurement will be 12cms larger than your actual chest and 14cms larger than your actual waist.

SLIM FIT



Stretch Fit: Our slim-stretch shirts combine an ultra-sleek fit with a touch of elasticity to enable full range of movement whilst retaining the unmistakable feel of a Kustom Kit shirt.

KUSTOM KIT[®]

KUSTOMKIT.COM